

Connecting to VirginMobile Broadband2Go with an Ovation MC760 USB modem

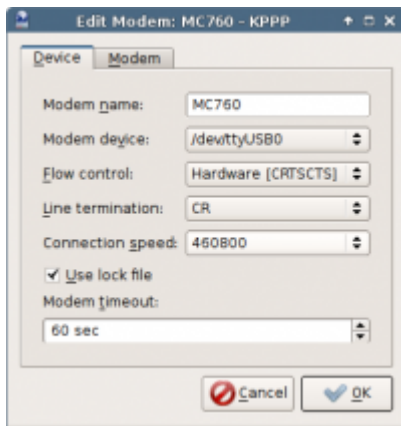
Using Network Manager

- 1) Plug in your modem.
- 2) Open the Network Manager "NETWORK CONNECTIONS" dialog.
- 3) Click "+ ADD".
- 4) "CHOOSE A CONNECTION TYPE" → "MOBILE BROADBAND"
- 5) Click CREATE
- 6) "CREATE A CONNECTION FOR THIS MOBILE BROADBAND DEVICE" → "NOVATEL WIRELESS CMDA"
- 7) "COUNTRY OR REGION" Pick what applies to you.
- 8) "PROVIDER" → "VIRGIN MOBILE/HELIO"
- 9) "CONFIRM BROADBAND SETTINGS" → "APPLY"
- 10) After this it will ask you for a USERNAME and PASSWORD, leave them blank.

After this, "Virgin Mobile/Helio" should be one of your connection choices.

Using KPPP

- 1) Plug in the modem
- 2) AS ROOT: run dmesg and look for the modem's dev node (usually /dev/ttyUSB0)
- 3) Start KPPP
- 4) CONFIGURE > MODEMS > NEW



DEVICE TAB-

- MODEM NAME: anything you want
- MODEM DEVICE: whatever dmesg said (probably /dev/ttyUSB0)
- FLOW CONTROL: hardware
- LINE TERMINATION: CR
- CONNECTION SPEED: 460800
- USE LOCK FILE: checked

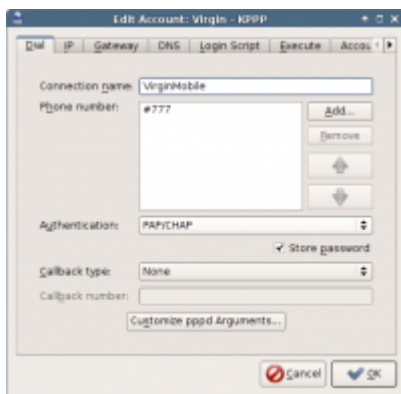
MODEM TAB-

Click QUERY MODEM

If everything is correct, you should see MODEM READY then some ATI stuff.

Click OK

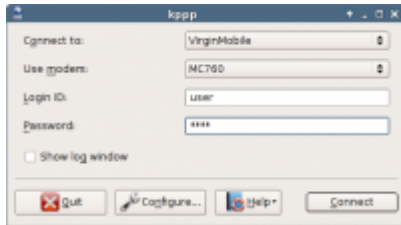
5) ACCOUNTS > NEW > MANUAL SETUP



- CONNECTION NAME: whatever you want
- PHONE NUMBER: #777
- AUTHENTICATION: PAP/CHAP
- CALLBACK TYPE: none

Click OK

6) Connect!



CONNECT TO: whatever you named the account
USE MODEM: whatever you named the modem
LOGIN ID: anything you want but you have to put in something (I use USER)
PASSWORD: same as you put in LOGIN ID

Click CONNECT

Using PPPD

1) I've done it. I don't remember how.

Sources

- Originally written by [arfon](#)

[howtos](#), [VirginMobile](#), [Broadband2Go](#), [MC760](#), [author arfon](#)

From:
<https://docs.slackware.com/> - **SlackDocs**

Permanent link:
https://docs.slackware.com/howtos:hardware:virginmobile_and_ovation_mc760_modem

Last update: **2015/03/20 06:55 (UTC)**

